

Données et énergie

Un paysage nouveau pour les collectivités

Ecoter – 18 Octobre 2013



Hervé Rannou
ITEMS International
Cityzen Data



Thématiques majeures pour ITEMS

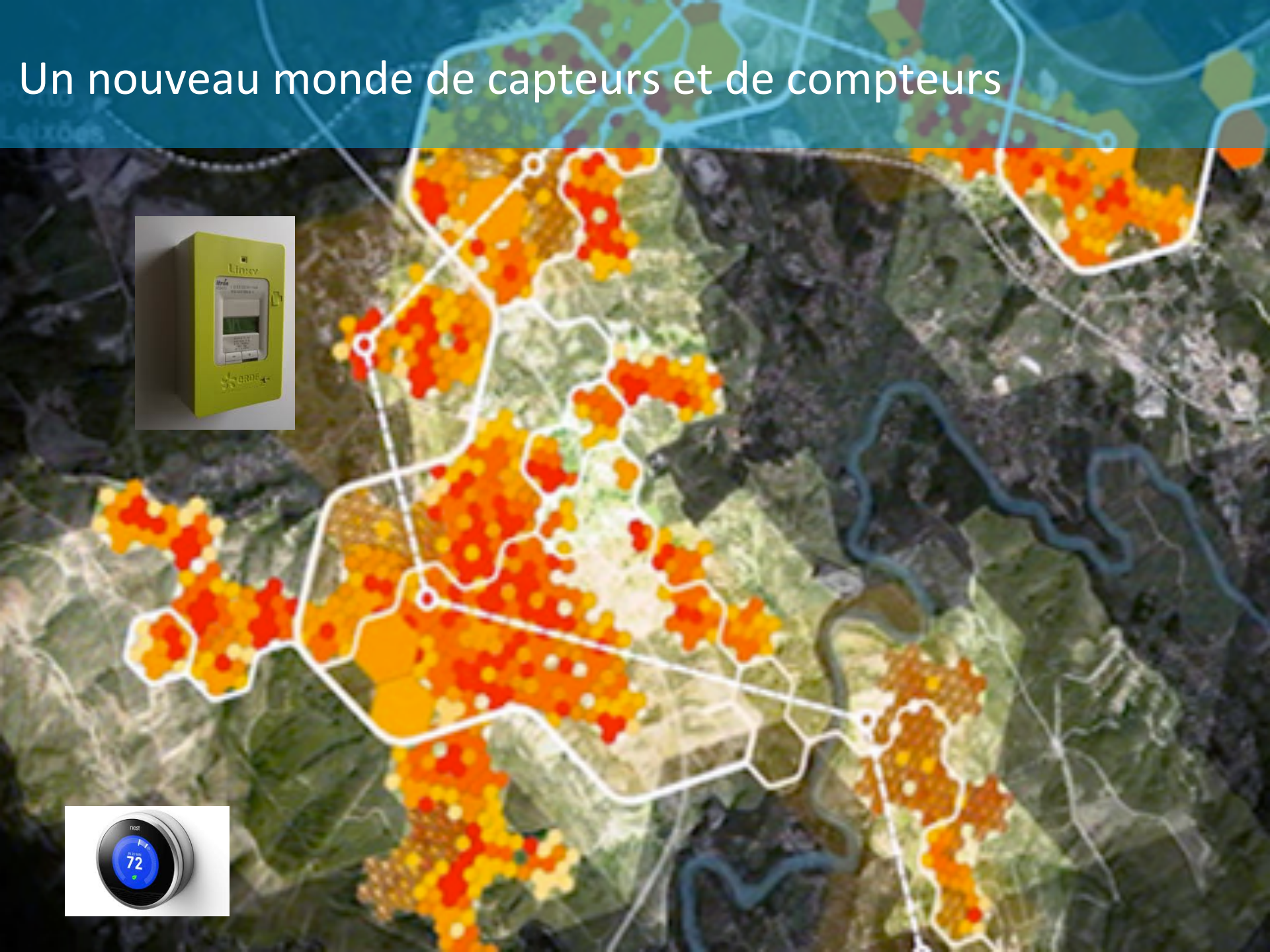
Technologies
Numériques



Une offre de
plateforme ciblant la
performance sur les
gros volumes



Un nouveau monde de capteurs et de compteurs



Smart Grids: Un réseau soumis aux contraintes de l'adaptation en temps réel



Les immeubles intelligents : un univers d'interactions locales



Environnement et la qualité de vie

Qualité de l'air
Qualité de l'eau
Nuisances sonores
Trafic





DATA

**BIG
DATA**

**OPEN
DATA**

A yellow and white mobile phone is shown on a clear plastic stand. The phone is oriented vertically. The background is a solid purple color. The word "BIG" is written in white at the top center. A blue semi-transparent box on the left contains statistics. A brown circle on the right contains the text "4V's #1 Volume".

BIG

35 millions de clients / an
1 relevé / 10 mn /

1800 milliards de relevés
600 To de données / an

~2 To / jour

4V's
#1
Volume

MULTIPLE

Une multiplication
des sources de
données

4V's
#2
Variety



FLUX

Flux constants

Rythme croissant des
mesures

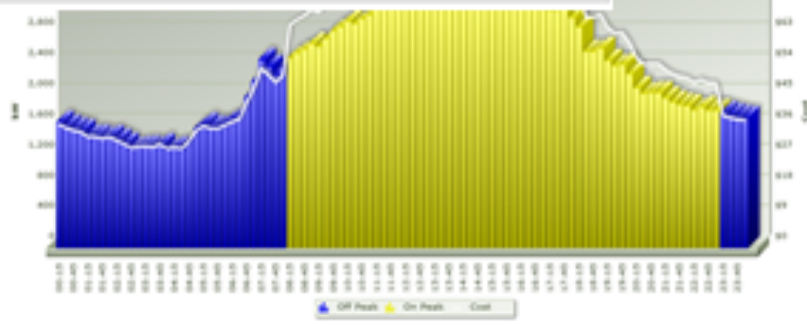
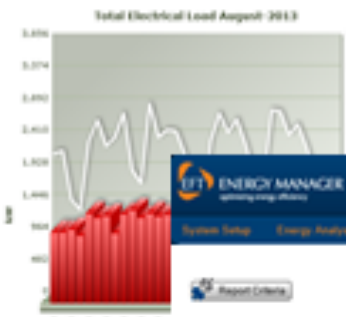
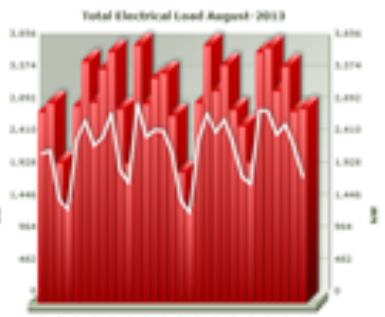
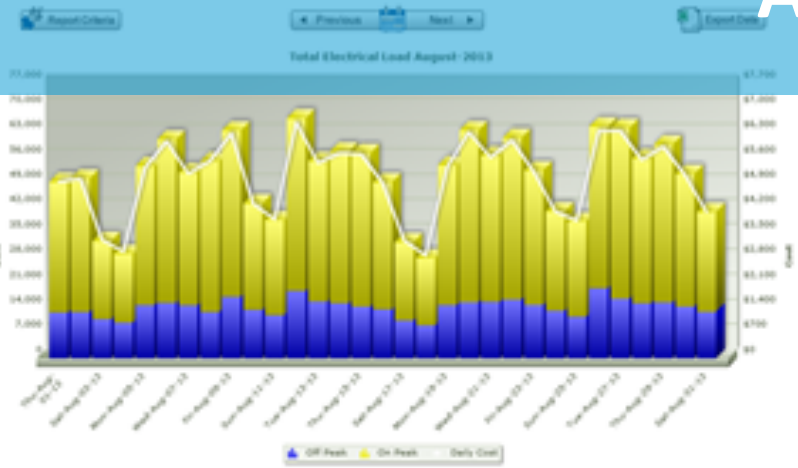
4V's
#3
Velocity

SECURITE

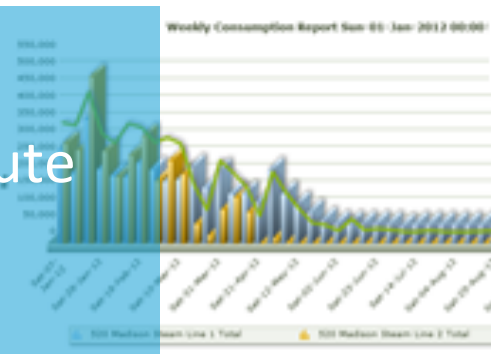
Plus qu'un risque,
une certitude

4V's
#4
Veracity

ANALYTICS



Task	Total	Percent	Rate & Time	Cost
Off Peak	46000	20.0%	Thu-Sep-20-2013 @ 07:00	\$1770.00
On Peak	196000	70.0%	Thu-Sep-20-2013 @ 09:00	\$6150.00
TOTAL kWh	242000	100%	Thu-Sep-20-2013	\$7920.00



Task	Total	Percent	Rate Value	Rate & Time	Cost
Off Peak	1000	20.0%	200	Thu-Sep-20-2013 @ 07:00	\$1770.00
On Peak	4000	80.0%	800	Thu-Sep-20-2013 @ 09:00	\$6150.00
Total	5000	100	500	Thu-Sep-20-2013 @ 08:00	\$7920.00

Un marché à haute fréquence

Meter	Total	Maximum	Maximum Date	Cost
530 Madison Steam Line 1 Total	780270	4000	Sun-Jan-21-2012 10:00	\$4040.00
530 Madison Steam Line 2 Total	374950	8000	Sun-Jan-21-2012 10:00	\$7427.10
NYC Hourly Heating Degree Days (HDD) Total		1.085	Wed-Jan-04-2012 03:00	

ASSETS MANAGEMENT

Investissements et
maintenance





BATIMENT

BIM
Une révolution
annoncée

USAGES

Bénéfices ?

Motivations ?



Powermetrix
powered by **UreGo**

Powermetrix
for the

Consumption
what is consumed?

Consumers
what is consumed?

Saving
what is saved?

Forecast
how to forecast?

A panel of households
equipped with an electric usage
analysing sensor

- A UNIQUE TOOL:** The only electric consumption measuring source in Europe.
- TO MEASURE:** Quarterly electric consumption and its evolution, describe curve loads.
- TO EXPLAIN:** Explain consumption by knowing consumers and their habits.
- UNDERSTAND THE USAGES:** Accurately split electric consumption into every day usages.
- A THOROUGH APPROACH:** High value data, verified and certified.
- AD HOC STUDIES:** To study specific populations, answer specific questions.

ECONOMIE

**BFM
BUSINESS**



GREEN BUSINESS

TRANSITION ÉNERGÉTIQUE ET SMART CITIES

BROTHER

BIG LINKY
IS WATCHING
YOU!

Le compteur
intelligent : plus de
risques que le
téléphone mobile ?

Opt-in



GOUVERNANCE



Qui fait quoi ?

Qui paye quoi ?

Qui contrôle quoi ?

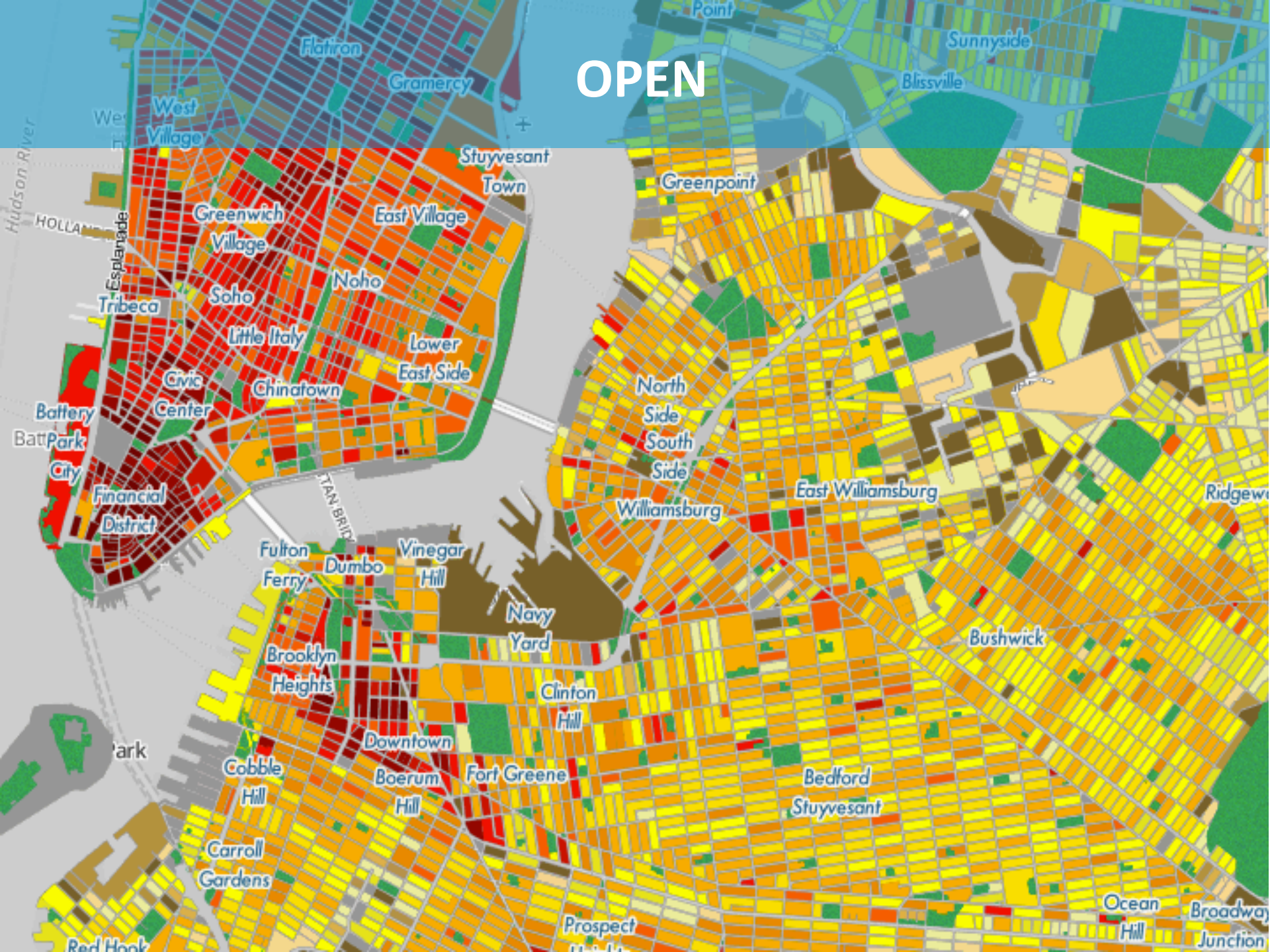
Qui a accès à quoi ?

PPP

Confiance
=
Contrôle
=
Accès



OPEN





Hervé Rannou
ITEMS International
Cityzen Data
hrannou@items.fr